
MEMS Oscillators Offer Immunity to EMI

*Author: Maurizio Gavardoni
Microchip Technology Inc.*

ABSTRACT

Electromagnetic interference (EMI) has always been a big challenge for system designers in the semiconductor industry. This challenge is even bigger in today's system designs where the electronic components are tightly packed and the processor speed and data rates are higher than ever. The system clock is a major contributor to EMI generation.

MEMS oscillators have become very popular and have been steadily replacing crystal oscillators in applications that require clock generation. MEMS oscillators offer significant advantages over crystals, one of which is the flexibility in the way they can be programmed and configured.

This application note focuses on how the programmability of MEMS oscillators helps reduce EMI.

INTRODUCTION

The clock generator is a major contributor of EMI in a system. The square-wave clock signal's spectrum has a fundamental frequency, as well as a high number of odd harmonics, with lots of energy. The sharper the clock, the more energetic the harmonics; and that generates higher EMI.

Traditional methods to mitigate EMI consist of a careful layout, filtering, and shielding. All of these increase cost and board space.

When generating a clock, MEMS oscillators have become very popular and have been steadily replacing crystal oscillators in many applications in consumer, industrial, automotive, and partially in networking and telecom. MEMS oscillators offer significant advantages over crystals.

One of these advantages is that MEMS oscillators are flexible and programmable in many parameters. One of these parameters is the output driving strength, which is related to the rise and fall time of the clock signal. Slower rise and fall times reduce the clock's harmonic energy and, therefore, mitigate EMI because the energy radiated is related to the harmonics' energy content. Another programmable feature is the spread

spectrum; the clock frequency is modulated over time and the peak spectral energy of the fundamental frequency and its harmonics are reduced.

The following sections focus more in details about how the MEMS oscillators' programmability of rise and fall time, as well as the spread spectrum capability, are used to reduce and mitigate EMI.

Refer to [AN2340](#), "Immunity of MEMS Oscillators to Mechanical Stresses," for other important advantages of MEMS oscillators versus traditional crystals.

PROGRAMMABLE RISE/FALL TIME

Some Microchip MEMS oscillator families, such as the DSC11xx and DSC2010, offer the possibility of programming the CMOS output buffer's drive strength, which affects the rise and fall time of the output signal. The DSC2010 offers three inputs (OS0, OS1, OS2) that enable one of eight possible drive strengths. The DSC1101 is factory-programmed to use the highest drive strength, while the DSC1105 is programmed to use the lowest.

High drive strength is beneficial when either the application requires fast rise/fall times or when the device needs to drive a significant capacitive load. It also helps reduce the effect of power supply noise on the clock jitter.

The lowest drive strength corresponds to the slowest rise/fall time in [Table 1](#). In this condition, the clock signal has the smoothest edges, the lowest harmonics energy content, and therefore provides the highest EMI reduction.

[Figure 1](#) shows how the harmonics are attenuated when the output buffer's drive strength decreases.

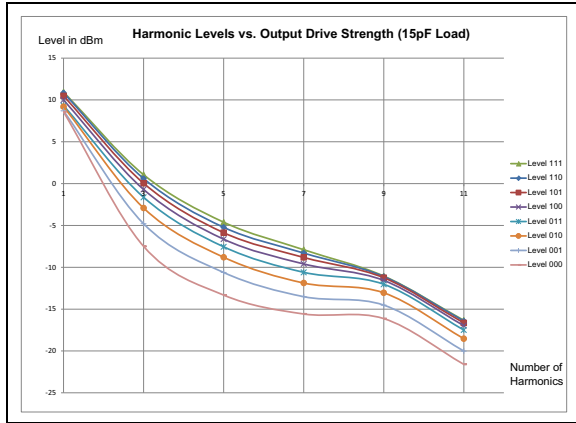


FIGURE 1: MEMS Oscillator Fundamental and Harmonics Levels for Eight Drive Strengths.

TABLE 1: RISE/FALL TIMES FOR EIGHT DRIVE STRENGTHS (15PF LOAD)

Drive Strength	Rise Time	Fall Time
Code 111 (strongest)	1.46 ns	1.95 ns
Code 110	1.48 ns	1.97 ns
Code 101	1.58 ns	2.10 ns
Code 100	1.89 ns	2.35 ns
Code 011	2.04 ns	3.45 ns
Code 010	2.33 ns	3.58 ns
Code 001	2.68 ns	4.38 ns
Code 000 (weakest)	4.53 ns	5.30 ns

SPREAD SPECTRUM

Spread spectrum is a slow modulation over time of the clock frequency. The PLL inside the MEMS oscillator is modulated with a triangular wave at 33 kHz. With such a slow modulation, the peak spectral energy of both the fundamental frequency and all the harmonics is spread over a wider frequency range. As such, energy is significantly reduced, thus providing an EMI reduction. The triangular wave is chosen because of its flat spectral density

The Microchip MEMS oscillator family DSC63xx offers several modulation options. The spreading is either center or down with respect to the clock frequency. Center spreading ranges from $\pm 0.25\%$ to $\pm 2.5\%$, while down spreading ranges from -0.25% to -3% .

If the clock frequency is 100 MHz and center spreading with $\pm 1\%$ is chosen, the output clock will range from 99 MHz to 101 MHz. If down spreading with -2% is chosen, the output clock will range from 98 MHz to 100 MHz.

Figure 2 and Figure 3 show a spectrum example of the DSC6331 with a 33.333 MHz clock, modulated with a central spread of $\pm 1\%$.

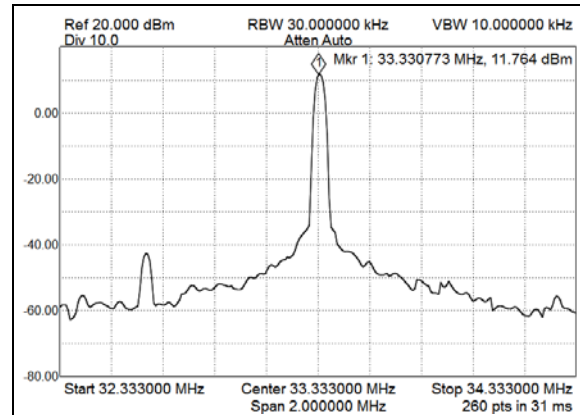


FIGURE 2: DSC6331's Spectrum at 33.333 MHz with Modulation Turned Off.

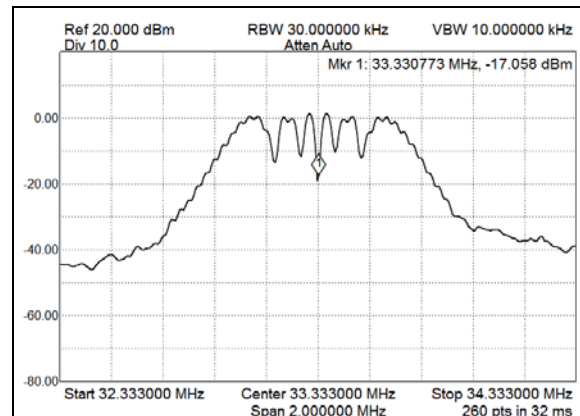


FIGURE 3: DSC6331's Spectrum at 33.333 MHz with Modulation Turned On.

It is noticeable that the spread spectrum provides a reduction of about 10 dB from the peak power. Such a reduction may also be estimated by the following equation:

EQUATION 1:

$$EMIReduction = 10 \times \text{Log}_{10}(|S| \times f_c / RBW)$$

Where:

- S Peak-to-peak spread percentage (1% in this example).
- f_c Carrier frequency (33.333 MHz in this example).
- RBW Resolution bandwidth of the spectrum analyzer (30 kHz in this example).

The theoretical calculation for this example equates to 10.45 dB, which is consistent with the measurement.

Similarly to the fundamental frequency, all the harmonics are spread and attenuated in a similar fashion.

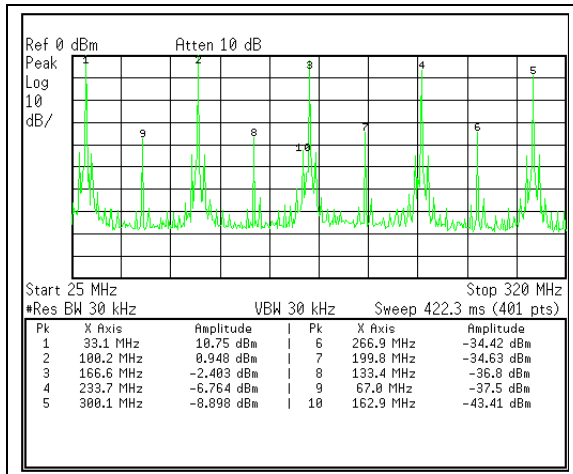


FIGURE 4: DSC6331 with Spread Spectrum Disabled.

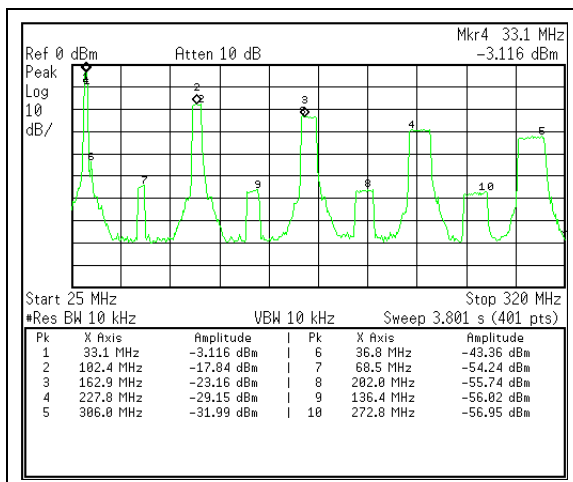


FIGURE 5: DSC6331 with Spread Spectrum Enabled, Center Spread $\pm 2.5\%$.

Figure 6 shows how the DSC6331's fundamental frequency at 33.333 MHz and its odd harmonics are attenuated when various types of modulations are selected. For clarity, only the central spread options are shown in Figure 6. However, down spread with a corresponding percentage provides the same level of harmonic attenuation (e.g., central spread of $\pm 1\%$ provides the same harmonics attenuation of down spread with -2%).

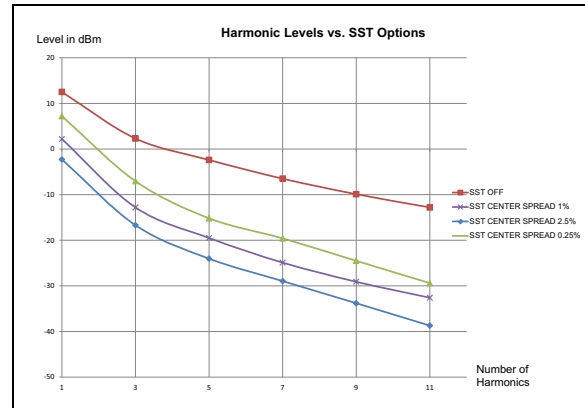


FIGURE 6: DSC6331's Harmonic Levels with Various Spread Spectrum Options.

CONCLUSION

EMI is a serious challenge in modern electronic designs and the clock generator is one of the main contributors to EMI. MEMS oscillators are flexible and programmable. They offer two important programmable features that help reduce and mitigate the EMI generated by the clock. The first feature is the programmable rise/fall time. Slower rise/fall times reduce the energy associated with each clock signal's harmonic, which is an indication of the energy radiated (EMI). The second feature is a slow modulation of the clock frequency called spread spectrum. This feature also produces a significant reduction in the energy associated with the clock harmonics.

These MEMS oscillators' two programmable features reduce EMI and reduce board cost and space by easing the EMI filtering and shielding design.

AN2399

NOTES:

Note the following details of the code protection feature on Microchip devices:

- Microchip products meet the specification contained in their particular Microchip Data Sheet.
- Microchip believes that its family of products is one of the most secure families of its kind on the market today, when used in the intended manner and under normal conditions.
- There are dishonest and possibly illegal methods used to breach the code protection feature. All of these methods, to our knowledge, require using the Microchip products in a manner outside the operating specifications contained in Microchip's Data Sheets. Most likely, the person doing so is engaged in theft of intellectual property.
- Microchip is willing to work with the customer who is concerned about the integrity of their code.
- Neither Microchip nor any other semiconductor manufacturer can guarantee the security of their code. Code protection does not mean that we are guaranteeing the product as “unbreakable.”

Code protection is constantly evolving. We at Microchip are committed to continuously improving the code protection features of our products. Attempts to break Microchip's code protection feature may be a violation of the Digital Millennium Copyright Act. If such acts allow unauthorized access to your software or other copyrighted work, you may have a right to sue for relief under that Act.

Information contained in this publication regarding device applications and the like is provided only for your convenience and may be superseded by updates. It is your responsibility to ensure that your application meets with your specifications. MICROCHIP MAKES NO REPRESENTATIONS OR WARRANTIES OF ANY KIND WHETHER EXPRESS OR IMPLIED, WRITTEN OR ORAL, STATUTORY OR OTHERWISE, RELATED TO THE INFORMATION, INCLUDING BUT NOT LIMITED TO ITS CONDITION, QUALITY, PERFORMANCE, MERCHANTABILITY OR FITNESS FOR PURPOSE. Microchip disclaims all liability arising from this information and its use. Use of Microchip devices in life support and/or safety applications is entirely at the buyer's risk, and the buyer agrees to defend, indemnify and hold harmless Microchip from any and all damages, claims, suits, or expenses resulting from such use. No licenses are conveyed, implicitly or otherwise, under any Microchip intellectual property rights unless otherwise stated.

Microchip received ISO/TS-16949:2009 certification for its worldwide headquarters, design and wafer fabrication facilities in Chandler and Tempe, Arizona; Gresham, Oregon and design centers in California and India. The Company's quality system processes and procedures are for its PIC® MCUs and dsPIC® DSCs, KEELoC® code hopping devices, Serial EEPROMs, microperipherals, nonvolatile memory and analog products. In addition, Microchip's quality system for the design and manufacture of development systems is ISO 9001:2000 certified.

**QUALITY MANAGEMENT SYSTEM
CERTIFIED BY DNV
= ISO/TS 16949 =**

Trademarks

The Microchip name and logo, the Microchip logo, AnyRate, AVR, AVR logo, AVR Freaks, BeaconThings, BitCloud, CryptoMemory, CryptoRF, dsPIC, FlashFlex, flexPWR, Heldo, JukeBlox, KEELoC, KEELoC logo, Klear, LANCheck, LINK MD, maXStylus, maXTouch, MediaLB, megaAVR, MOST, MOST logo, MPLAB, OptoLyzer, PIC, picoPower, PICSTART, PIC32 logo, Prochip Designer, QTouch, RightTouch, SAM-BA, SpyNIC, SST, SST Logo, SuperFlash, tinyAVR, UNI/O, and XMEGA are registered trademarks of Microchip Technology Incorporated in the U.S.A. and other countries.

ClockWorks, The Embedded Control Solutions Company, EtherSynch, Hyper Speed Control, HyperLight Load, IntelliMOS, mTouch, Precision Edge, and Quiet-Wire are registered trademarks of Microchip Technology Incorporated in the U.S.A.

Adjacent Key Suppression, AKS, Analog-for-the-Digital Age, Any Capacitor, AnyIn, AnyOut, BodyCom, chipKIT, chipKIT logo, CodeGuard, CryptoAuthentication, CryptoCompanion, CryptoController, dsPICDEM, dsPICDEM.net, Dynamic Average Matching, DAM, ECAN, EtherGREEN, In-Circuit Serial Programming, ICSP, Inter-Chip Connectivity, JitterBlocker, KlearNet, KlearNet logo, Mindi, MiWi, motorBench, MPASM, MPF, MPLAB Certified logo, MPLIB, MPLINK, MultiTRAK, NetDetach, Omniscient Code Generation, PICDEM, PICDEM.net, PICKit, PICtail, PureSilicon, QMatrix, RightTouch logo, REAL ICE, Ripple Blocker, SAM-ICE, Serial Quad I/O, SMART-I.S., SQI, SuperSwitcher, SuperSwitcher II, Total Endurance, TSHARC, USBCheck, VariSense, ViewSpan, WiperLock, Wireless DNA, and ZENA are trademarks of Microchip Technology Incorporated in the U.S.A. and other countries.

SQTP is a service mark of Microchip Technology Incorporated in the U.S.A.

Silicon Storage Technology is a registered trademark of Microchip Technology Inc. in other countries.

GestIC is a registered trademark of Microchip Technology Germany II GmbH & Co. KG, a subsidiary of Microchip Technology Inc., in other countries.

All other trademarks mentioned herein are property of their respective companies.

© 2017, Microchip Technology Incorporated, All Rights Reserved.
ISBN: 978-1-5224-1539-8



MICROCHIP

Worldwide Sales and Service

AMERICAS

Corporate Office

2355 West Chandler Blvd.
Chandler, AZ 85224-6199

Tel: 480-792-7200

Fax: 480-792-7277

Technical Support:

<http://www.microchip.com/support>

Web Address:

www.microchip.com

Atlanta

Duluth, GA

Tel: 678-957-9614

Fax: 678-957-1455

Austin, TX

Tel: 512-257-3370

Boston

Westborough, MA

Tel: 774-760-0087

Fax: 774-760-0088

Chicago

Itasca, IL

Tel: 630-285-0071

Fax: 630-285-0075

Dallas

Addison, TX

Tel: 972-818-7423

Fax: 972-818-2924

Detroit

Novi, MI

Tel: 248-848-4000

Houston, TX

Tel: 281-894-5983

Indianapolis

Noblesville, IN

Tel: 317-773-8323

Fax: 317-773-5453

Tel: 317-536-2380

Los Angeles

Mission Viejo, CA

Tel: 949-462-9523

Fax: 949-462-9608

Tel: 951-273-7800

Raleigh, NC

Tel: 919-844-7510

New York, NY

Tel: 631-435-6000

San Jose, CA

Tel: 408-735-9110

Tel: 408-436-4270

Canada - Toronto

Tel: 905-695-1980

Fax: 905-695-2078

ASIA/PACIFIC

Asia Pacific Office

Suites 3707-14, 37th Floor
Tower 6, The Gateway
Harbour City, Kowloon

Hong Kong

Tel: 852-2943-5100

Fax: 852-2401-3431

Australia - Sydney

Tel: 61-2-9868-6733

Fax: 61-2-9868-6755

China - Beijing

Tel: 86-10-8569-7000

Fax: 86-10-8528-2104

China - Chengdu

Tel: 86-28-8665-5511

Fax: 86-28-8665-7889

China - Chongqing

Tel: 86-23-8980-9588

Fax: 86-23-8980-9500

China - Dongguan

Tel: 86-769-8702-9880

China - Guangzhou

Tel: 86-20-8755-8029

China - Hangzhou

Tel: 86-571-8792-8115

Fax: 86-571-8792-8116

China - Hong Kong SAR

Tel: 852-2943-5100

Fax: 852-2401-3431

China - Nanjing

Tel: 86-25-8473-2460

Fax: 86-25-8473-2470

China - Qingdao

Tel: 86-532-8502-7355

Fax: 86-532-8502-7205

China - Shanghai

Tel: 86-21-3326-8000

Fax: 86-21-3326-8021

China - Shenyang

Tel: 86-24-2334-2829

Fax: 86-24-2334-2393

China - Shenzhen

Tel: 86-755-8864-2200

Fax: 86-755-8203-1760

China - Wuhan

Tel: 86-27-5980-5300

Fax: 86-27-5980-5118

China - Xian

Tel: 86-29-8833-7252

Fax: 86-29-8833-7256

ASIA/PACIFIC

China - Xiamen

Tel: 86-592-2388138

Fax: 86-592-2388130

China - Zhuhai

Tel: 86-756-3210040

Fax: 86-756-3210049

India - Bangalore

Tel: 91-80-3090-4444

Fax: 91-80-3090-4123

India - New Delhi

Tel: 91-11-4160-8631

Fax: 91-11-4160-8632

India - Pune

Tel: 91-20-3019-1500

Japan - Osaka

Tel: 81-6-6152-7160

Fax: 81-6-6152-9310

Japan - Tokyo

Tel: 81-3-6880-3770

Fax: 81-3-6880-3771

Korea - Daegu

Tel: 82-53-744-4301

Fax: 82-53-744-4302

Korea - Seoul

Tel: 82-2-554-7200

Fax: 82-2-558-5932 or

82-2-558-5934

Malaysia - Kuala Lumpur

Tel: 60-3-6201-9857

Fax: 60-3-6201-9859

Malaysia - Penang

Tel: 60-4-227-8870

Fax: 60-4-227-4068

Philippines - Manila

Tel: 63-2-634-9065

Fax: 63-2-634-9069

Singapore

Tel: 65-6334-8870

Fax: 65-6334-8850

Taiwan - Hsin Chu

Tel: 886-3-5778-366

Fax: 886-3-5770-955

Taiwan - Kaohsiung

Tel: 886-7-213-7830

Taiwan - Taipei

Tel: 886-2-2508-8600

Fax: 886-2-2508-0102

Thailand - Bangkok

Tel: 66-2-694-1351

Fax: 66-2-694-1350

EUROPE

Austria - Wels

Tel: 43-7242-2244-39

Fax: 43-7242-2244-393

Denmark - Copenhagen

Tel: 45-4450-2828

Fax: 45-4485-2829

Finland - Espoo

Tel: 358-9-4520-820

France - Paris

Tel: 33-1-69-53-63-20

Fax: 33-1-69-30-90-79

France - Saint Cloud

Tel: 33-1-30-60-70-00

Germany - Garching

Tel: 49-8931-9700

Germany - Haan

Tel: 49-2129-3766400

Germany - Heilbronn

Tel: 49-7131-67-3636

Germany - Karlsruhe

Tel: 49-721-625370

Germany - Munich

Tel: 49-89-627-144-0

Fax: 49-89-627-144-44

Germany - Rosenheim

Tel: 49-8031-354-560

Israel - Ra'anana

Tel: 972-9-744-7705

Italy - Milan

Tel: 39-0331-742611

Fax: 39-0331-466781

Italy - Padova

Tel: 39-049-7625286

Netherlands - Drunen

Tel: 31-416-690399

Fax: 31-416-690340

Norway - Trondheim

Tel: 47-7289-7561

Poland - Warsaw

Tel: 48-22-3325737

Romania - Bucharest

Tel: 40-21-407-87-50

Spain - Madrid

Tel: 34-91-708-08-90

Fax: 34-91-708-08-91

Sweden - Gothenberg

Tel: 46-31-704-60-40

Sweden - Stockholm

Tel: 46-8-5090-4654

UK - Wokingham

Tel: 44-118-921-5800

Fax: 44-118-921-5820