

White Paper  
**Hardware RAID vs. Software RAID: Which Implementation  
is Best for my Application?**

10/2017



## Contents

---

Introduction .....	1
What is RAID? .....	1
Software RAID .....	2
Software RAID Implementation .....	2
Operating System Software RAID .....	2
Hardware-Assisted Software RAID .....	3
Hardware RAID .....	4
Hardware RAID Implementation .....	4
A Discrete RAID Controller Card .....	5
Integrated Hardware RAID Solutions Based on RAID-on-Chip (ROC) Technology .....	5
Is Hardware or Software RAID Best for Your Application? .....	7
Operating System Software RAID .....	7
Hardware-Assisted Software RAID .....	7
Hardware RAID .....	7
More Hardware RAID .....	7
Conclusion .....	9

## Introduction

In the last couple of years, RAID (redundant array of independent disks) technology has grown from a server option to a data protection requirement. The first implementations of RAID in 1990 were very expensive controller boards with high-performance I/O processors that were as powerful as the host CPU. At that time, when hardware-based RAID solutions were the only option, the cost of a RAID controller limited their usage to high-priced servers.

Today, RAID is found everywhere—from operating system software features to stand-alone controllers providing advanced data integrity in high-end storage area networks. It can be found in mobile environments such as laptops, as well as desktops, workstations, servers, and external enclosures with a larger number of hard disk drives. RAID is even included in TV set-top boxes or personal storage devices.

This white paper provides a high-level overview of the various RAID solutions. It begins by defining “Software RAID” vs. “Hardware RAID”, explains how these different RAID implementations work and the benefits of each implementation, and helps you make a decision on which RAID solution is best for your application.

### What is RAID?

RAID is a way to virtualize multiple independent hard disk drives into one or more arrays to improve performance, capacity, and reliability (availability). The total array capacity depends on the type of RAID array you build and the number and size of its disk drives. This total array capacity is independent of whether you use software or hardware RAID. The following sections look at the different implementations, the strengths and weaknesses and their impact to system performance and effectiveness in enhancing data availability.

**Table 1 • RAID Types**

Features	RAID 0	RAID 1	RAID 1E	RAID 5	RAID 5EE	RAID 6	RAID 10	RAID 50	RAID 60
Minimum # drives	2	2	3	3	4	4	4	6	8
Data protection	No Protection	Single-drive failure	Single-drive failure	Single-drive failure	Single-drive failure	Two-drive failure	Up to one disk failure in each sub-array	Up to one disk failure in each sub-array	Up to two disk failures in each sub-array
Read performance	High	High	High	High	High	High	High	High	High
Write performance	High	Medium	Medium	Low	Low	Low	Medium	Medium	Medium
Read performance (degraded)	N/A	Medium	High	Low	Low	Low	High	Medium	Medium
Write performance (degraded)	N/A	High	High	Low	Low	Low	High	Medium	Low
Capacity utilization	100%	50%	50%	67%–94%	50%–88%	50%–88%	50%	67%–94%	50%–88%

## Software RAID

A simple way to describe software RAID is that the RAID task runs on the CPU of your computer system. The following diagram shows a software RAID system.

Some software RAID implementations include a piece of hardware, which might make the implementation seem like a hardware RAID implementation, at first glance. Therefore, it is important to understand that software RAID code utilizes the CPU's calculating power. The code that provides the RAID features runs on the system CPU, sharing the computing power with the operating system and all of the associated applications.

## Software RAID Implementation

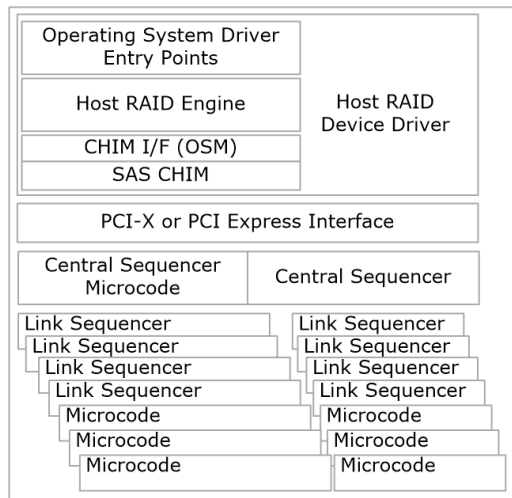
Software RAID can be implemented in a couple of ways:

- as a pure operating system software RAID solution
- as a solution that includes some hardware designed to increase performance and reduce system CPU overhead

## Operating System Software RAID

In this case, the RAID implementation is an application running on the host without any additional hardware. This type of software RAID uses hard disk drives which are attached to the computer system with a built-in I/O interface or a processor-less host bus adapter (HBA). The RAID becomes active as soon as the operating system has loaded the RAID driver software. Such pure software RAID solutions often come integrated into the server OS and usually are free of additional cost for the user. Low cost is the primary advantage of this solution.

**Figure 1 • Operating System Software RAID**



Benefits of operating system software RAID:

- Low cost: No extra charge for the RAID functionality, as it is built into the OS. The only cost is the additional disk drives.

Drawbacks of operating system software RAID:

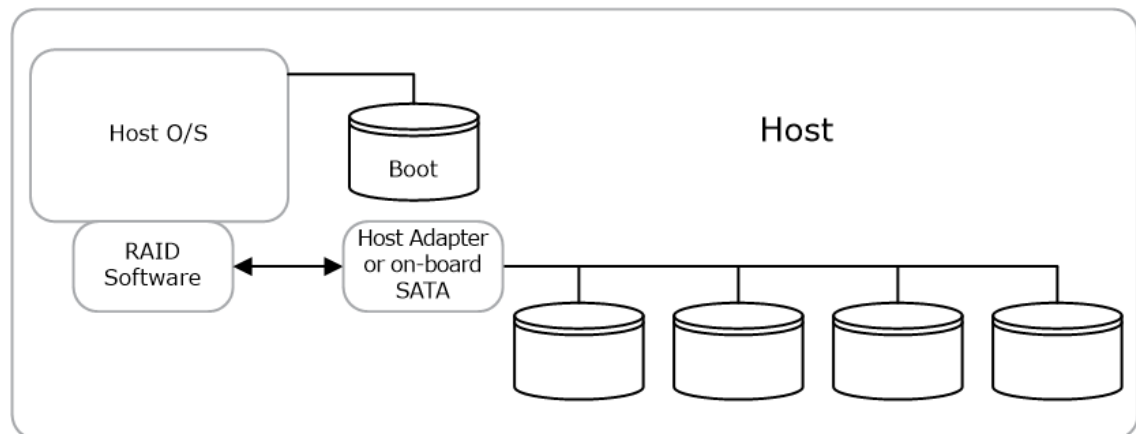
- Unprotected at boot (cannot manage or protect data at boot): Drive failure or corrupted data during boot and before the RAID software become active leads to an inoperable system.

- Additional performance load on server: System performance is impacted by the RAID application. The more drives involved and the more complex the RAID system is (e.g. involving parity on a RAID 5), the more impact on the overall performance. This solution is better suited for simple RAID 0, 1, 10 scenarios.
- Limited operating system migration: RAID functionality might be limited to the current OS. There is no way to migrate the array to other OSes or other versions of the same OS, if not all versions of the OS support RAID functionality).
- Vulnerable to viruses: Because RAID is running as an application on the computer system, viruses and other harmful software could impact RAID functionality.
- Data integrity issues due to system crashes: Software or hardware problems on the server can impact data consistency and integrity.
- No write-back cache: Software RAID runs only in write-through mode, but hardware RAID can run in write-back mode if it has a battery, adding another level of data protection. Write-back mode significantly enhances the write performance of a RAID array. There is no way to add a battery for software RAID.
- Dependent on drive make and model.

### Hardware-Assisted Software RAID

While this is still software RAID, the hardware assist helps to overcome some of the weaknesses of pure software RAID. Such solutions usually come with additional hardware (e.g. an HBA with a RAID BIOS or just a RAID BIOS integrated onto the motherboard). The additional BIOS makes the RAID functionality available when the system is switched on, providing redundancy during boot that reduces the impact of medium errors on RAID which otherwise could lead to data corruption or an inoperable system. In addition, most of these solutions provide a BIOS setup software which is available at system boot. This allows for easy setup and maintenance of the RAID array without the need to install or boot an OS from a hard disk or CD-ROM. Additionally, hardware-assisted software RAID usually comes with a variety of drivers for the most popular operating systems, and therefore, is more OS independent than pure software RAID.

Figure 2 • Software RAID



Benefits of hardware-assisted software RAID:

- Moderate cost: Only an HBA (plug-in card) or an additional flash memory for the BIOS down on the motherboard is needed; it may also include a hardware XOR accelerator if the controller supports RAID 5.
- Protected at boot: No negative impact on data availability when boot drive has medium errors or fails completely.
- Dedicated GUI and software to build and maintain the RAID:
- Easy setup and maintenance of the RAID array.

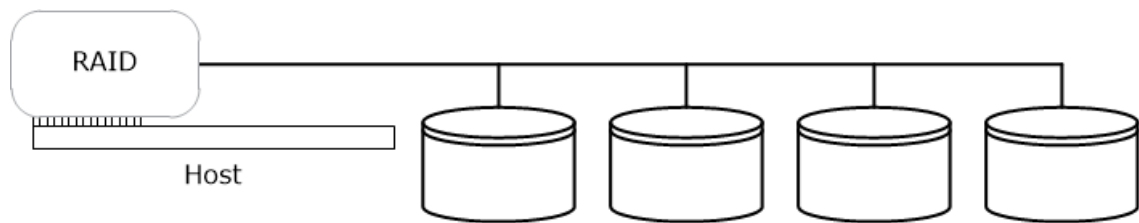
Drawbacks of hardware-assisted software RAID:

- Additional performance load on server. Systems performance is impacted by the RAID application. The more drives involved and the more complex the RAID system (e.g., involving parity on a RAID 5), the greater impact on the overall performance. This solution is better suited for simple RAID 0, 1, 10 scenarios.
- Limited operating system migration: RAID functionality is still dependent on the OS as the driver runs on top of the OS. However, multiple drivers for a variety of OSes do allow migration of the array to other OSes. This might be limited by the availability of a RAID driver for very new OSes (e.g. newer versions of an OS might need a new RAID driver—RAID drivers are more complex than normal HBA driver programs, and therefore, it might take longer to develop them)
- Vulnerable to viruses: Because RAID is running as an application on the computer system, viruses and other harmful software might impact RAID functionality
- Data integrity issues due to system crashes: Software or hardware problems on the server can impact data consistency and integrity.
- No write-back cache: Hardware-assisted software RAID runs only in write-through mode, but hardware RAID can run in write-back mode if it has a battery, adding another level of data protection. Write-back mode significantly enhances the write performance of a RAID array There is no way to add a battery for hardware assisted software RAID.
- Dependent on drive make and model.

## Hardware RAID

A hardware RAID solution has its own processor and memory to run the RAID application. In this implementation, the RAID system is an independent small computer system dedicated to the RAID application, offloading this task from the host system.

**Figure 3 • Hardware RAID**



Hardware RAID can be found as an integral part of the solution (e.g. integrated in the motherboard) or as an add-in card. If the necessary hardware is already integrated in the system solution, then hardware RAID might become a software upgrade to your existing system. So, like software RAID, hardware RAID might not be identified as such at first glance.

The simplest way to identify whether a solution is software or hardware RAID is to read the technical specification or data sheet of the RAID solution. If the solution includes a microprocessor (usually called an I/O processor, processor or sometimes ROC ("RAID-on-Chip")) then the solution is a hardware RAID solution. If there is no processor, it is a software RAID solution.

This is important for your selection because of the system impacts of the software RAID vs. hardware RAID implementation. These impacts include:

- CPU utilization and performance when other applications are running
- Scalability of disk drives that can be added to a system
- Ease of recovery after a data loss
- Capability for advanced data management/monitoring
- Ability to manage disk drives consistently across different operating systems
- Ability to add a battery backup option that allows you to enable write caching on the controller to enhance write performance of the system

## Hardware RAID Implementation

Hardware RAID can be implemented in a couple of ways:

- as a discrete RAID controller card
- as integrated hardware based on RAID-on-Chip technology

### A Discrete RAID Controller Card

This is a plug-in expansion card that usually has a built-in RAID processor (I/O processor) and its own interfaces to the drives (I/O controllers). It usually plugs into the PCI-X or PCIe slots of the computer system's motherboard. These plug-in cards are usually the most costly, but also the most flexible and best performing RAID solutions. Here, the RAID functionality is completely independent of the host (computer system). The discrete character of this card allows the usage of the highest performing I/O processor and fastest memory. The RAID card fully offloads the task of creating a redundant storage subsystem from the computer system and does not impact the performance of the rest of the system, even in the case of a drive failure. More complex and space-efficient RAID levels (like RAID 5 or RAID 6) can be used without any impact on the system.

The additional I/O interfaces on the card usually allow for greater system expandability (adding more hard disk drives and more capacity). Even multiple RAID arrays do not impact the performance of the host system. These can easily be migrated to another operating system or even another host system or platform.

Benefits of a discrete RAID controller card:

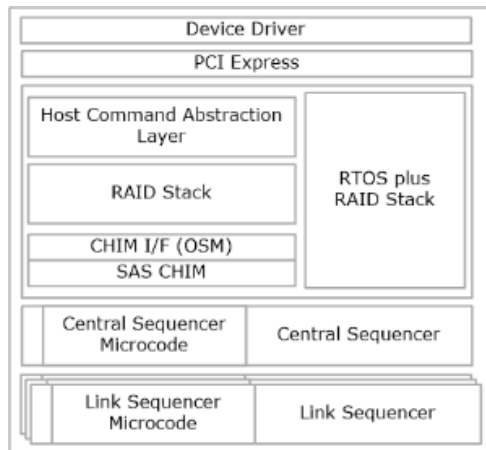
- Protected at boot: No negative impact on data availability when boot drive has medium errors or fails completely.
- Performance independent of workload on server: Fast memory, fast processor and no impact on the performance of the application(s) running on the host system.
- RAID application independent of host: No data integrity issues when system crashes.
- Enhanced protection in case of power loss: Hardware RAID implementations typically keep track of in-progress writes in non-volatile hardware. Software RAID implementations lack this protection, which makes it difficult to recover from a power loss during a write.
- Not vulnerable to viruses: RAID arrays are completely independent of the host system and OS. No data integrity issues occur if the host system fails.
- Offloads the RAID task from the host: Best suited for complex RAID 5 or RAID 6 scenarios which usually offers best cost/performance ratio.
- Dedicated GUI and software to build and maintain the RAID: Easy setup and maintenance of the RAID array.
- Easy to migrate and replace: Card can be plugged in any system and easily replaced or upgraded with the latest, best performing variant. It is also easier to migrate from one operating system to another.
- Supports advanced RAID features: Typical examples include disk hot plug, array-level migration and online capacity expansion.
- On-controller caching: Accelerates access times by usage of cache memory including the ability to use write-back caching if memory is protected by a battery.
- Drive make and model independent.

Drawback of a discrete RAID controller card:

- Highest cost: I/O processor and additional memory on a plug-in card increases cost

### Integrated Hardware RAID Solutions Based on RAID-on-Chip (ROC) Technology

In ROC solutions, the RAID processor, memory controller, host interface, I/O interfaces for hard disk drive connection, and sometimes even the memory, are all integrated into a single chip. This chip can be integrated into the motherboard and offers hardware RAID capabilities with reduced cost (as just one, highly integrated ASIC, is needed). The ROC replaces the I/O interface chip you find on many server motherboards (e.g., a SCSI controller chip). That means that the ROC solution integrates more than just the connectivity for the hard disk drives.

**Figure 4 • Integrated Hardware RAID****Benefits of ROC-based hardware RAID:**

- Protected at boot: No negative impact on data availability when boot drive has medium errors or fails completely.
- RAID application independent of host: No data integrity issues when system crashes.
- Not vulnerable to viruses: RAID array completely independent of the host system and OS. No data integrity issues if host system fails.
- Enhanced protection in case of power loss: Hardware RAID implementations typically keep track of in-progress writes in non-volatile hardware. Software RAID implementations lack this protection, making it difficult to recover from a power loss during a write.
- Offloads the RAID task from the host: Best suited for complex RAID 5 or RAID 6 scenarios that usually offer best cost/performance ratio
- Dedicated GUI and software to build and maintain the RAID. Easy setup and maintenance of the RAID array.
- Supports advanced RAID features: Typical examples include disk hot plug, array-level migration and online capacity expansion.
- On-controller caching: Accelerates access times by usage of cache memory including the ability to use write-back caching if memory is protected by a battery.
- Implement as RAID on the Motherboard (ROMB) or with plug-in cards

**Drawbacks of ROC-based hardware RAID:**

- Medium cost: Lower chip count reduces cost and adds reliability compared to a discrete hardware RAID solution. Due to the high integration of an I/O processor and I/O interfaces into one single chip, the clock frequency of these complex chips might be limited for now. Next-generation ROC solutions may overcome this.
- Limited flexibility and migration: RAID migration to other systems is only possible if they are equipped with a similar (compatible) ROC solution



## Is Hardware or Software RAID Best for Your Application?

Now that you understand the different RAID implementations, here are some typical server deployment scenarios where you can optimize the RAID subsystem to meet your overall server price performance goals.

### Operating System Software RAID

Pure software RAID solutions are best for entry-level RAID 0 or 1 where performance or data availability is key. However, software RAID cannot be used on the boot drive as the operating system RAID functionality is not available until after the OS boots.

#### Target Applications

- Entry-level servers with high performance requirements
- Entry-level servers with data availability requirements

### Hardware-Assisted Software RAID

Hardware-assisted software RAID works well as a cost-sensitive solution, similar to operating system software RAID, but with bootability requirements.

#### Target Applications

- Workstations without large data storage requirements
- Entry-level servers without boot protection requirements

### Hardware RAID

Hardware RAID solutions target the most feature-rich and highest performance applications. These solutions may be implemented as RAID on the Motherboard (ROMB) or with plug-in cards to scale performance and availability (controller redundancy).

#### Target Applications

- Entry-level servers without large storage requirements
- Computer engines connected to network storage

### More Hardware RAID

In general, hardware RAID offers more advantages over software-based solutions for more complex RAID algorithms. Measurements indicate that, for instance, software RAID-6 implementations impose a heavy load on system compute resources, especially in degraded mode. This makes hardware RAID attractive for such configurations.

#### Target Applications

- High performance workstations with large data storage requirements
- Entry level to enterprise servers requiring performance and scalability from the storage subsystem.

**Table 2 • Features of Different RAID Implementations**

Features	Operating System Software RAID	Hardware-assisted Software RAID	Hardware RAID Controller ROC or Add-in Card
Data protection during boot	No	Yes	Yes
Write-back caching possible	No	No	Yes

Features	Operating System Software RAID	Hardware-assisted Software RAID	Hardware RAID Controller ROC or Add-in Card
Enhanced protection in case of power loss	No	No	Yes
RAID independent of host operating system	No	No	Yes
RAID performance	Depends on server load	Depends on server load	High: Independent of server load
RAID functionality vulnerable to viruses	Yes	Yes	No
Setup during boot	No	Yes	Yes
Ability to migrate to other OS versions	No	Limited	Yes
Typical RAID applications	RAID 0, 1	RAID 0, 1	Advanced RAID: RAID 5 or RAID 6
Works with any drive	No	Yes	Yes
Impact to CPU performance	High	High	Low

## Conclusion

---

This paper has shown the benefits that hardware RAID offers over software RAID implementations.

Advancements in silicon technology are allowing for integration of the processors required for hardware RAID into single-chip solutions and soon into commodity server chipsets, which will shrink the implementation cost. This reduced cost will enable a broader deployment of hardware RAID solutions into lower-priced servers, making them available to more users.

Currently, new levels of data protection and manageability are available – RAID 6 dual drive failure protection and data encryption are two examples. In many cases, these hardware RAID implementations can provide higher performance and lower cost solutions than external RAID configurations.



**Microsemi Corporate Headquarters**  
One Enterprise, Aliso Viejo,  
CA 92656 USA  
Within the USA: +1 (800) 713-4113  
Outside the USA: +1 (949) 380-6100  
Fax: +1 (949) 215-4996  
Email: [sales.support@microsemi.com](mailto:sales.support@microsemi.com)  
[www.microsemi.com](http://www.microsemi.com)

© 2017 Microsemi Corporation. All rights reserved. Microsemi and the Microsemi logo are trademarks of Microsemi Corporation. All other trademarks and service marks are the property of their respective owners.

Microsemi makes no warranty, representation, or guarantee regarding the information contained herein or the suitability of its products and services for any particular purpose, nor does Microsemi assume any liability whatsoever arising out of the application or use of any product or circuit. The products sold hereunder and any other products sold by Microsemi have been subject to limited testing and should not be used in conjunction with mission-critical equipment or applications. Any performance specifications are believed to be reliable but are not verified, and Buyer must conduct and complete all performance and other testing of the products, alone and together with, or installed in, any end-products. Buyer shall not rely on any data and performance specifications or parameters provided by Microsemi. It is the Buyer's responsibility to independently determine suitability of any products and to test and verify the same. The information provided by Microsemi hereunder is provided "as is, where is" and with all faults, and the entire risk associated with such information is entirely with the Buyer. Microsemi does not grant, explicitly or implicitly, to any party any patent rights, licenses, or any other IP rights, whether with regard to such information itself or anything described by such information. Information provided in this document is proprietary to Microsemi, and Microsemi reserves the right to make any changes to the information in this document or to any products and services at any time without notice.

Microsemi Corporation (Nasdaq: MSCC) offers a comprehensive portfolio of semiconductor and system solutions for aerospace & defense, communications, data center and industrial markets. Products include high-performance and radiation-hardened analog mixed-signal integrated circuits, FPGAs, SoCs and ASICs; power management products; timing and synchronization devices and precise time solutions, setting the world's standard for time; voice processing devices; RF solutions; discrete components; enterprise storage and communication solutions; security technologies and scalable anti-tamper products; Ethernet solutions; Power-over-Ethernet ICs and midspans; as well as custom design capabilities and services. Microsemi is headquartered in Aliso Viejo, California, and has approximately 4,800 employees globally. Learn more at [www.microsemi.com](http://www.microsemi.com).

ESC-2171644